

8206 Transmitter

Digital O.R.P. transmitter



- Compact, remote versions for DN15 to DN200
- Fully configurable O.R.P. transmitter for all kinds of O.R.P.-measurement tasks
- Large range of process connections with various fittings
- Multi language, menu-guided operation

Type 8206 can be combined with...



Type S020
INSERTION fitting




Type 6642
Solenoid valve



Type 8802
Process control valve



Type 2030
On/Off Diaphragm valve



Type 8644
Valve islands



PLC

The O.R.P. transmitter is available in different models:

- Compact O.R.P. transmitter with integrated O.R.P. probe
It can be installed into pipes by using INSERTION Type S020 fittings or other suitable installation materials. It can also be installed in tanks or containers by using an industrial immersion fitting.
- Remote O.R.P. transmitter, for panel or wall mounting, to connect to an O.R.P. probe mounted into a Bürkert probe holder Type 8200 (max. 10 m) which can be installed into pipes by using INSERTION Type S020 fittings or using its own particular connection. It can also be installed in tanks or containers by using an industrial immersion fitting.

The simulation mode allows easy and fast verifying of the output signals prior to start up.

Technical data (common to the various versions)

General data

Display	15x60 mm, 8-digit LCD, alphanumeric, 15 segments, 9 mm high
Electrical connections	shielded cable with 1.5 mm ² max. cross-section
Environment	
Relative humidity	< 95%, without condensation

Standards, directives and approvals

Standard and directives	
EMC	EN 61000-6-3, EN 61000-6-2
Security	EN 61010-1
Pressure	Complying with article 3 of §3 from 97/23/CE directive.*
Vibration	EN 60068-2-6
Shock	EN 60068-2-27

* For the 97/23/CE pressure directive, the device can only be used under following conditions (depend on max. pressure, pipe diameter, type of probe and fluid).

Type of fluid	Conditions
Fluid group 1, §1.3.a	DN25 only
Fluid group 2, §1.3.a	DN ≤ 100
Fluid group 1, §1.3.b	DN ≤ 100
Fluid group 2, §1.3.b	DN ≤ 100

System versions

The compact version



combines a O.R.P. sensor and an electronic module with a display in an IP65 enclosure.

The access to the output terminals are provided via two cable glands or a cable plug EN175301-803.

Bürkert designed fitting ensures simple direct installation of the Bürkert transmitter into pipes from DN15 to DN200.

The panel-mounted version



consists of an electronic module 8206 integrated in a front-cover. The associated separate O.R.P. sensor consists of a O.R.P. probe mounted into a Bürkert probe holder Type 8200.

The output signals are provided on a terminal strip.

The wall-mounted version



consists of an electronic module 8206 in an IP65 enclosure. The associated separate O.R.P. sensor consists of a O.R.P. probe mounted into a Bürkert probe holder Type 8200.

The output signals are provided on a terminal strip via cable gland.

Operation and display

Customized adjustments, such as measuring range, engineering units can be carried out menu-supported on site via a multilingual display.

The operation is classified according to three levels:

▶ Main Menu

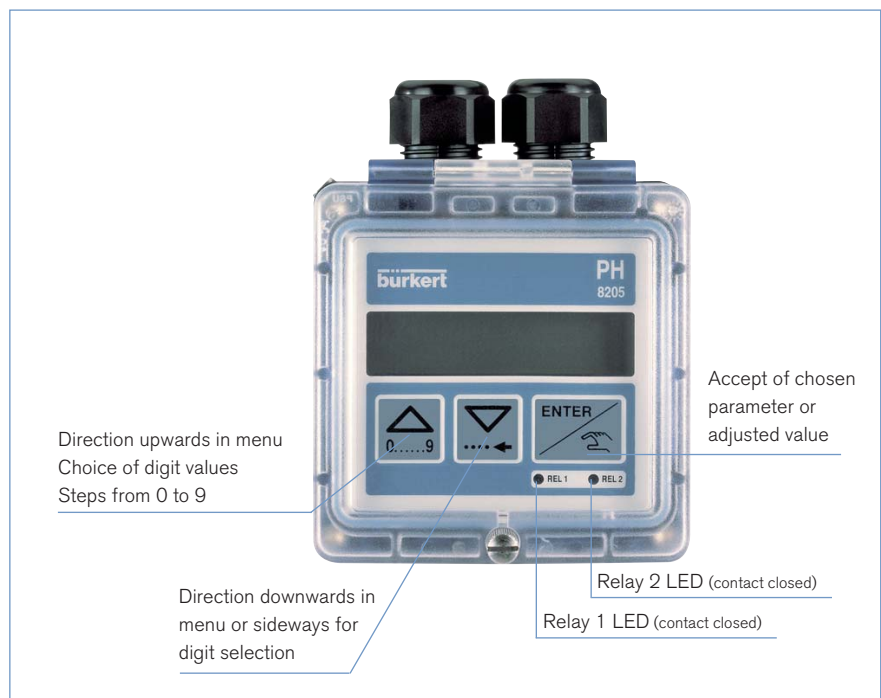
- O.R.P.
- output current
- HOLD function
- O.R.P. probe calibration

▶ Calibration Menu

- language
- measuring range 4-20 mA
- relay parameter definition
- filter selection

▶ Test Menu

- Offset
- Span
- simulation of O.R.P.



Compact O.R.P. transmitter Type 8206

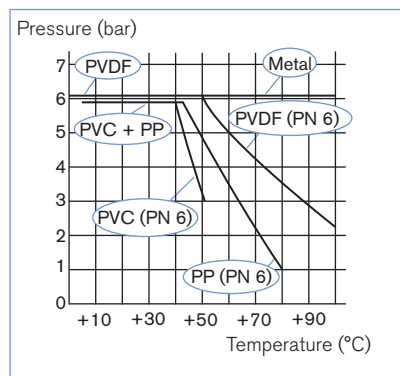
The sensor component consists of a replaceable combination O.R.P.-probe, screwed into the sensor holder.

The measured signal is conveyed to the transmitter via a coax plug.

The transmitter electronics converts the measured signal, displays the actual value and computes the output signals.



Pressure / temperature chart



Principle of operation

The most important part of the O.R.P. transmitter is the O.R.P. probe with its potential selective glass membrane. When the probe is immersed into the solution, an electron exchange occurs between the oxidised and the reduced state of electrolyte. The generated cell voltage is the redox potential, directly proportional to the O.R.P. value.

The transmitter functions in a two wire circuit (without relay) or three wire circuit (with relays - limit values freely adjustable) and requires a power supply of 12...30 V DC.

A 4...20 mA standard signal proportional to the O.R.P. is available as output signal.

General data	
Compatibility	with fittings S020 (see corresponding data sheet)
Materials	Housing, cover, lid, nut: PC Front panel foil / Screws: Polyester / Stainless steel Cable plug, glands: PA Wetted parts materials: Fitting: Brass, stainless steel 1.4404/316L, PVC, PP or PVDF Sensor holder / Liquid earth rod: PVDF / Stainless steel 1.4571 (316Ti) Seal: FKM (EPDM included in delivery)
Probe	UNITRODE PLUS O.R.P.
Electrical connection	Cable plug acc. to EN 175301-803 or cable glands M20x1.5
Complete device data (fitting + transmitter)	
Pipe diameter	DN15 to DN200
O.R.P. measurement	Measuring range: -1575 mV...+1575 mV Resolution: 1 mV Accuracy: ±3 mV, after proper probe calibration
Minimal range	50 mV (corresponding to 4-20 mA)
Medium temperature max.	with fitting in PVC: 0°C...+50°C (32°F to 122°F) - PP: 0°C...+80°C (32°F to 176°F) - PVDF, stainless steel, brass: 0°C...+100°C (32°F to 212°F)
Medium pressure max.	PN6 (87PSI) (see pressure / temperature chart)
Electrical data	
Power supply	12...30 V DC, filtered and regulated
Current consumption with sensor	≤ 80 mA - transmitter with relays ≤ 20 mA - transmitter without relay
Output	4...20 mA programmable (3-wire with relays, 2-wire without relay), proportional to O.R.P. max. loop impedance: 1000 Ω at 30 V DC; 750 Ω at 24 V DC; 250 Ω at 15 V DC Relays (option): 2 relays, freely configurable, 3 A, 230 V AC
Environment	
Ambient temperature	Operation: 0°C to +60°C (32°F to 140°F) Storage: 4°C to +30°C (39.2°F to 86°F) (limited through the probe)
Standard	
Protection class	IP65 with cable gland mounted and tightened or with obturator locked if not used.
Specific technical data: UNITRODE PLUS O.R.P. probe	
Fluid	- Clean (drinking water, aquarium, swimming pool...) - Contaminated (effluent rinse water, cooling tower water, brackish water, RO pretreatment, electroplating, cosmetics...) - with low conductivity (pure and rainwater...) - containing sulfides/proteins (tannery, animal breeding, effluent, foodstuffs, cosmetics, biotechnology...)
Measuring range	-2000 m...+2000 mV
Minimal conductivity	2 μS/cm (200 kΩ.cm)
Housing	glass shaft
Medium temperature	with fitting in PVC: 0°C...+50°C (32°F to 122°F) - PP: 0°C...+80°C (32°F to 176°F) - PVDF: 0°C...+100°C (32°F to 212°F), stainless steel, brass: 0°C...+130°C (32°F to 266°F)
Medium pressure	0...6 bar (0...87PSI)
Max. pressure at max. temperature	6 bar at 130°C (87PSI at 266°F)
Diaphragm	Two clogging free "Single pores™"
Reference electrolyte	polymer

Installation

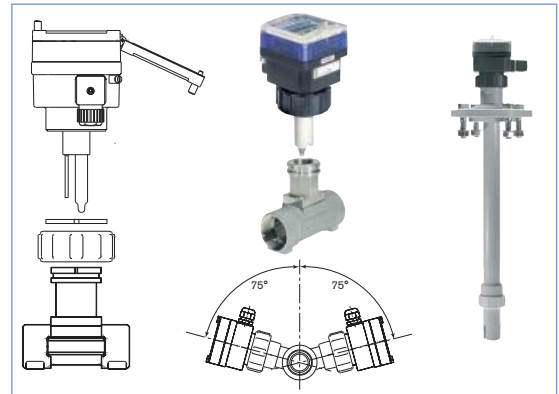
The 8206 O.R.P. transmitter has to be installed with a maximum angle of ± 75 degrees from vertical into any Bürkert INSERTION fitting (S020).

Select and install the required fitting onto the pipe, according to specific requirements of the sensor and fitting material (temperature and pressure). Then, cautiously install the unit on the fitting, and tighten with the nut.

In order to get a reliable measurement, air bubbles must be avoided, and the mounting location must ensure that the probe is continuously and completely immersed in the flow stream. When kept in inventory or the system is not in use, ensure the probe is in fluid and wet at all times; this prevents the probe from drying out which will result in probe failure.

The transmitter must be protected from constant heat radiation and other environmental influences, such as direct exposure to sunlight.

An industrial immersion kit allows installation of this transmitter into tanks or containers. The following lengths are available: 500, 1000, 1500, 2000 mm. Special lengths on request.



Dimensions [mm]

Compact version

Dimensions for compact version: 180 (width), 91 (height), 21 (offset), 85.5 (height), 113 (height), 123 (height), 88 (height), 88 (width), 116 (width), 88 (height), 90 (width), 126 (width).

Orifice	H		
	T-Fitting	Plastic spigot*	St. St. spigot
15	187		
20	185		
25	185		
32	188		
40	192		
50	198		193
65	198	206	199
80		212	204
100		219	214
110			
125			225
150			236
180			
200			257

* using fusion spigot (Item no. 418652, 418660 or 418644 in PP, PVDF or PE) for orifice DN65-DN100

Immersion kit

Dimensions for immersion kit: 110 (height), 110 (height), 200 (height), 145 (width), 91 (width), 75 (width), 104 (width), 145 (width).

L
500
1000
1500
2000

Remote O.R.P. transmitter Type 8206

The remote O.R.P. transmitter Type 8206 is available in 2 versions:

- Panel-mounted



- Wall-mounted



A separate O.R.P. sensor from Bürkert must be associated with this remote O.R.P. transmitter. This sensor consisting of a O.R.P. probe and a probe holder Type 8200 must be ordered separately.

General data	
Compatibility	Bürkert O.R.P. sensor
Materials	Housing, cover Front panel foil / Screws Cable glands
Electrical connection	Terminals (panel-mounted version) or terminals via 5 cable glands M16x1.5 (wall-mounted version)
Electrical data	
Power supply	Panel-mounted version Wall-mounted version
	12...30 V DC, filtered and regulated 12...30 V DC, filtered and regulated or 115/230 V AC - 50/60 Hz (see technical specifications 115/230 V AC)
Current consumption with sensor	≤ 80 mA - transmitter with relays ≤ 20 mA - transmitter without relay
Sensor input	Analog signal from O.R.P. probe
Cable length	max. 10 m (distance between sensor and transmitter)
Output	4...20 mA programmable (3-wire with relays, 2-wire without relay), proportional to O.R.P. max. loop impedance: 1000 Ω at 30 V DC; 750 Ω at 24 V DC; 250 Ω at 15 V DC 2 relays, freely configurable, 3A, 230 V AC
	Relays (option)
Environment	
Ambient temperature	0°C to +60°C (32°F to 140°F) (Operation and storage)
Standard	
Protection class	IP65 (panel-mounted and wall-mounted version) IP20 (panel-mounted version, inside the cabinet)
Technical specifications 115/230 VAC	
Voltage available in the device	27 V DC regulated, max. current: 250 mA integrated protection: fuse 250 mA temporised power: 6 VA

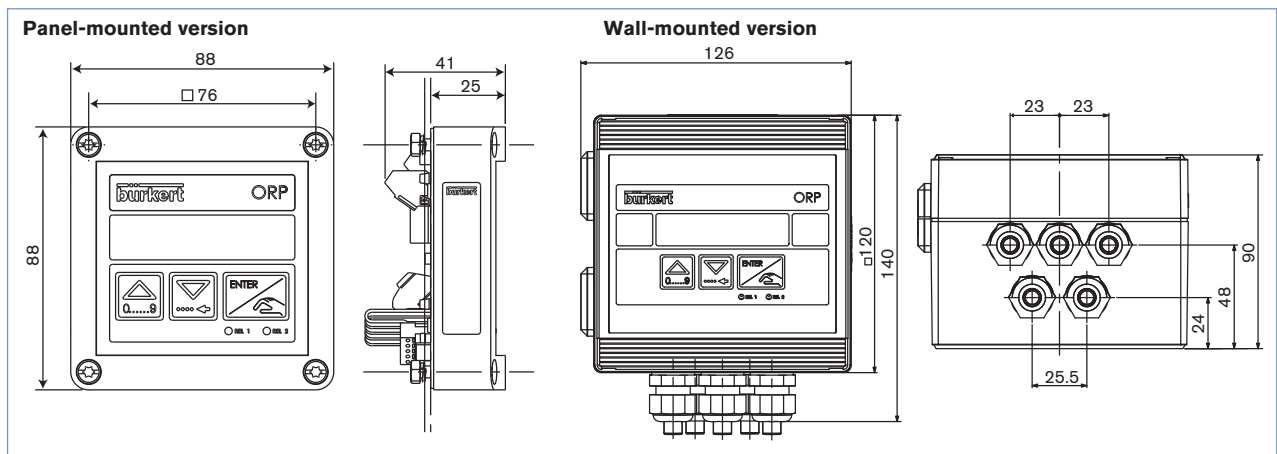
Installation

The remote 8206 O.R.P. transmitter has to be installed into a cabinet or on a wall. An O.R.P. sensor from Bürkert must be associated with this remote O.R.P. transmitter.












The O.R.P. sensor in its extended version can also be associated with an industrial immersion kit, which allows O.R.P. measurement into tanks or containers. The following lengths are available: 500, 1000, 1500, 2000 mm. Special lengths on request.

This sensor consisting of a O.R.P. probe and a probe holder must be ordered separately (see separate data sheet Type 8200).

Dimensions [mm]



Combining the compact O.R.P. transmitter Type 8206 with fittings Type S020


Available fitting DN	T-fitting S020 	DN15 	DN65 	
	Welding tab S020 		DN50 	DN200 
	Fusion spigot S020 		DN65 	DN100 
O.R.P. measurement 8206 compact		DN15 	DN200 	

Ordering chart for compact transmitter Type 8206

A complete compact O.R.P. transmitter Type 8206 consists of a compact O.R.P. transmitter Type 8206 and a Bürkert INSERTION fitting Type S020.

The following information is necessary for the selection of a complete device:

- Item no. of the desired O.R.P. transmitter **Type 8206** (see ordering chart, below)
- Item no. of the selected INSERTION fitting **Type S020** (DN15 - DN200 - see separate data sheet)

 When you click on the orange box "More info.", you will come to our website for the resp. product where you can download the data sheet.

→ You have to order two components.

Compact O.R.P. transmitter Type 8206

Specifications	Voltage supply	Output	Relays	Sensor version	Electrical connection	Item no.
Compact	12...30 V DC	4...20 mA	None	UNITRODE PLUS O.R.P.	EN 175301-803	418 836
					2 cable glands	418 850
			2	UNITRODE PLUS O.R.P.	2 cable glands	418 837

FKM gasket in standard; 1 Kit including a black EPDM gasket for the sensor, an obturator for an M20x1.5 cable gland, a 2x6 mm multiway seal and a mounting instruction sheet is supplied with each transmitter with cable glands or 1 Kit including a green FKM and a black EPDM gaskets is supplied with each transmitter with connection EN 175301-803.

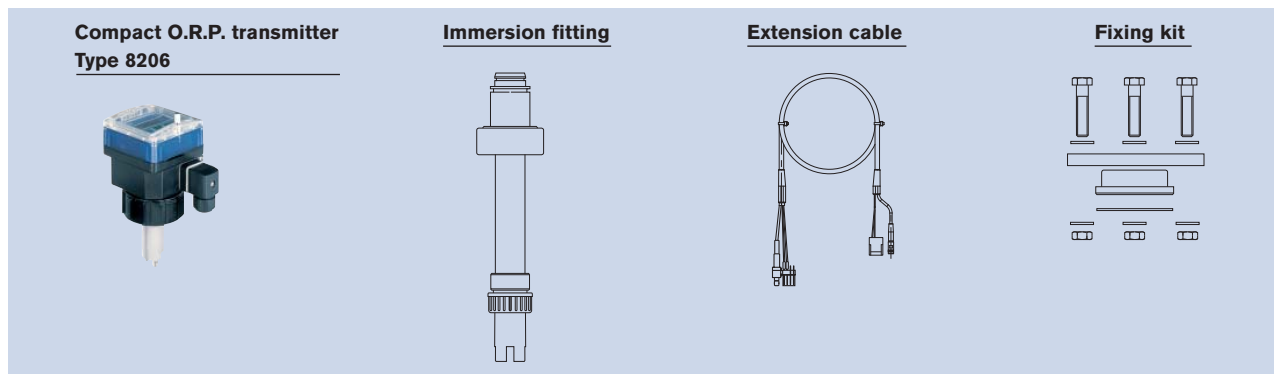
Tank installation with a compact O.R.P. transmitter Type 8206.

A compact O.R.P. transmitter Type 8206 for tank installation is made up of a compact O.R.P. transmitter Type 8206 and an immersion kit which is consisting of an immersion fitting, an extension cable for immersion fitting and a fixing kit (flange DN65 with stainless steel screws).

The following information is necessary for the selection of a complete device:

- Item no. of the desired compact O.R.P. transmitter **Type 8206** (see ordering chart on p. 6)
- Item no. of the immersion fitting (see accessories ordering chart on p. 8)
- Item no. of the extension cable for the immersion fitting (see accessories ordering chart on p. 8)
- Item no. of the fixing kit (flange DN65 with stainless steel screws - see accessories ordering chart on p. 8)

→ You have to order four components.



Ordering chart for remote transmitter Type 8206

A complete remote O.R.P. transmitter Type 8206 consists of a remote O.R.P. transmitter Type 8206, a O.R.P. sensor and a Bürkert INSERTION fitting Type S020.

The following information is necessary for the selection of a complete device:

- **Item no.** of the desired O.R.P. transmitter **Type 8206** (wall-mounted or panel-mounted version - see ordering chart, below)
- **Item no.** of the desired O.R.P. sensor made of O.R.P. probe and probe holder **Type 8200** (see separate data sheet) More info.
- **Item no.** of the selected INSERTION fitting **Type S020** (DN15 - DN200 - see separate data sheet) More info.

→ You have to order three components.

O.R.P. transmitter Type 8206 panel or wall-mounted version

Specifications	Voltage supply	Output	Relays	Sensor version	Electrical connection	Item no.
Panel-mounted	12...30 V DC	4...20 mA	None	8200	Terminal strip	429 088
			2	8200	Terminal strip	430 754
Wall-mounted	12...30 V DC	4...20 mA	None	8200	Cable glands	430 755
			2	8200	Cable glands	430 756
	115/230 V AC	4...20 mA	None	8200	Cable glands	430 757
			2	8200	Cable glands	430 758

Tank installation with a remote O.R.P. transmitter Type 8206.

A remote O.R.P. transmitter Type 8206 for tank installation is made up of a remote O.R.P. transmitter Type 8206, an immersion kit which is consisting of an immersion fitting, an extension kit for immersion fitting, a fixing kit (flange DN65 with stainless steel screws), a sensor holder with liquid earth rod, an O.R.P. probe, an shielded cable for O.R.P., a shielded cable for liquid earth rod and a seal.

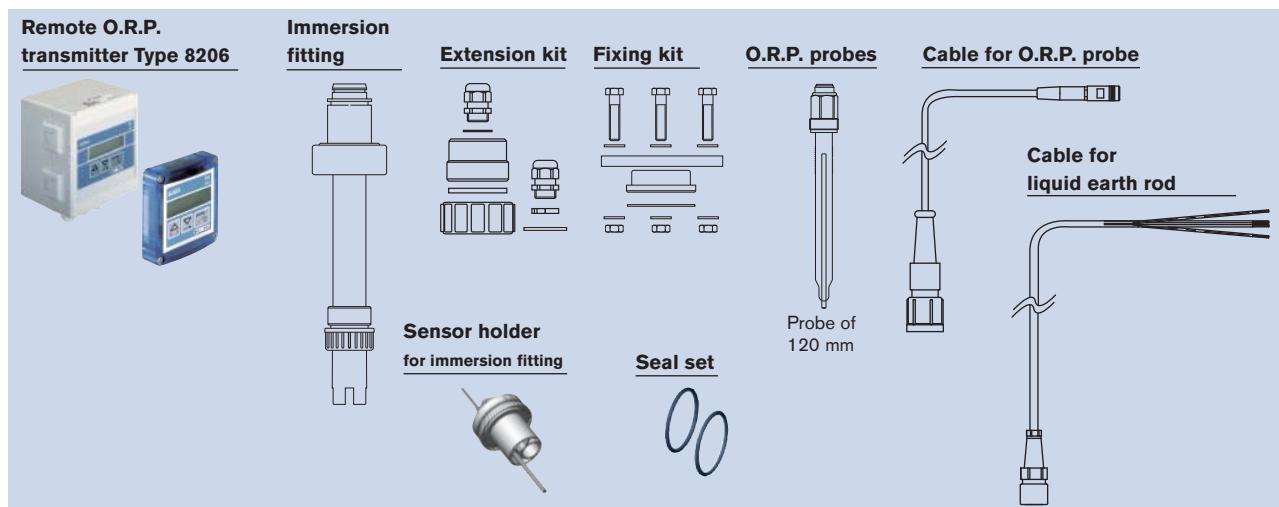
The following information is necessary for the selection of a complete device:

- **Item no.** of the desired remote O.R.P. transmitter **Type 8206** (wall-mounted or panel-mounted version - see ordering chart on p. 7)
- **Item no.** of the immersion fitting (see separate data sheet Type 8200)
- **Item no.** of the extension kit for the immersion fitting (see separate data sheet Type 8200)
- **Item no.** of the fixing kit (flange DN65 with stainless steel screws - see separate data sheet Type 8200)
- **Item no.** of the sensor holder with liquid earth rod (see separate data sheet Type 8200)
- **Item no.** of the 120 mm O.R.P. probe (see separate data sheet Type 8200)
- **Item no.** of the gasket set if EPDM desired (see separate data sheet Type 8200)
- **Item no.** of the shielded cable O.R.P. (see separate data sheet Type 8200)
- **Item no.** of the shielded cable for liquid earth rod (see separate data sheet Type 8200)

More info.

When you click on the orange box "More info.", you will come to our website for the resp. product where you can download Type 8200 data sheet.

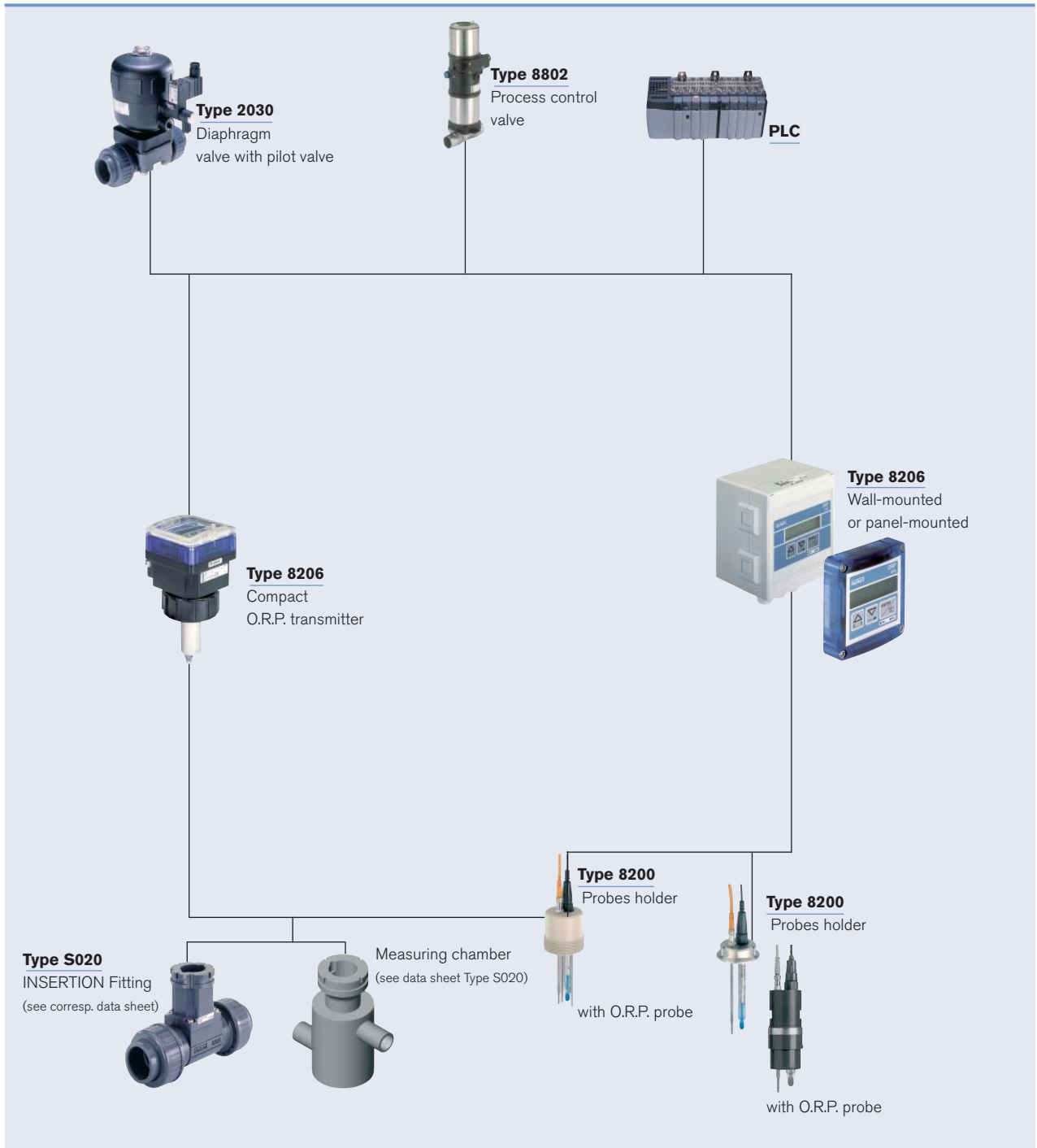
→ You have to order nine components.



Ordering chart for accessories for O.R.P. transmitter Type 8206

Description	Item no.
Set with 2 cable glands M20x1.5 + 2 neoprene flat seals for cable gland or plug + 2 screw-plugs M20x1.5 + 2 multiway seals 2x6 mm	449 755
Set with 2 reductions M20x1.5 /NPT1/2" + 2 neoprene flat seals for cable gland or plug + 2 screw-plugs M20x1.5	551 782
Set with 1 stopper for unused cable gland M20x1.5 + 1 multiway seal 2x6 mm for cable gland + 1 black EPDM gasket for the sensor + 1 mounting instruction sheet	551 775
Cable plug EN 175301-803 with cable gland (Type 2508)	438 811
Cable plug EN 175301-803 with NPT1/2 " reduction without cable gland (Type 2509) - UR and UL approval	162 673
Ring	619 205
PC - nut	619 204
Set with 1 green FKM + 1 black EPDM gasket	552 111
Sensor holder with stainless steel liquid earth rod	418 889
Sensor holder with titanium liquid earth rod	418 890
O.R.P. probe 0...130°C, 0...6 bar, -2000...+2000 mV - UNITRODE PLUS O.R.P. 80 mm	634 507
Immersion fitting in PP, L=0.5 m	419 567
Immersion fitting in PP, L=1.0 m	419 568
Immersion fitting in PP, L=1.5 m	419 569
Immersion fitting in PP, L=2.0 m	419 570
Extension cable, long of 0.7 m (for immersion fitting, L=0.5 m)	416 632
Extension cable, long of 1.2 m (for immersion fitting, L=1.0 m)	416 633
Extension cable, long of 1.7 m (for immersion fitting, L=1.5 m)	416 634
Extension cable, long of 2.2 m (for immersion fitting, L=2.0 m)	416 635
Fixing kit - flange DN65 with stainless steel screws	413 615
Storage solution for electrodes (KCl 3M), 500 ml	418 557
Cleaning solution set for electrodes, 3 x 500 ml	560 949
Buffer solution, 500 ml, O.R.P. = 475 mV	418 555
Factory 1-point O.R.P. calibration certificate	550 674

Interconnection possibilities with other Bürkert devices



DTS 1000011105 EN Version: J Status: RL (released | freigegeben | validé) printed: 03.02.2011

1-800-940-0453

www.industrialdynamics.com

In case of special application conditions,
please consult for advice.

Subject to alteration.
© Christian Bürkert GmbH & Co. KG

1102/7_EU-en_00891802